

DATA SHEET. Model: LLA-450B.

Self-contained emergency luminaire with maintained functioning of the L Basic Led Autotest series.



Description

Self-contained emergency luminaire with Autotest function for surface mounting, recessed mounting through recessing frame, flush mounting through flushing box or watertight mounting through watertight housing.

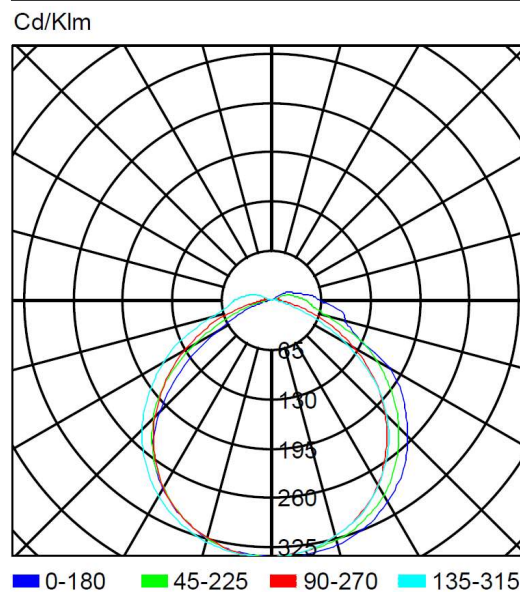
Illumination by means of LED strip without internal diffuser.

Timeless and resistant design with transparent, soft opal (-8%) or strong opal (-30%) diffuser.

Características técnicas

| | |
|------------------------|---|
| Lamp in emergency | 9 x LED White 5,700 K |
| Lamp in maintained | 9 x LED White 5,700 K |
| Flux in emergency | 450 lm |
| Flux in maintained | 450 lm |
| Charge/fault indicator | 1 x LED bicolor (green and red) |
| Autonomy | 1 h |
| Supply voltage | 230 Vac - 50 Hz |
| Operation temperature | 0 ÷ 40°C |
| Mains power | 7.5 W |
| Battery | Ni-Cd (HT) 3.6 V – 1.5 Ah |
| Remote controllable | Yes (TL-300) |
| Protection rating | IP42 - IK04 |
| Electrical insulation | Class II |
| Applicable legislation | CE marking (93/68/CEE): 2014/35/EU 2014/30/EU 2011/65/EU |

Curva fotométrica



DATA SHEET. Model: LLA-450B _ Rev. 01 (February 2024)

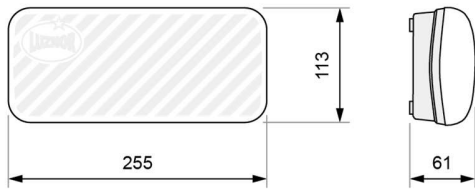


LUZ NOR Desarrollos Electrónicos, S.L.
Paduleta, 47 · 01015 · Vitoria-Gasteiz · 945 200 961
NIF: B01266451 · luznor@luznor.com · www.luznor.com

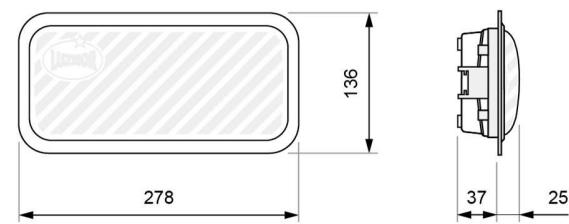


Dimensions

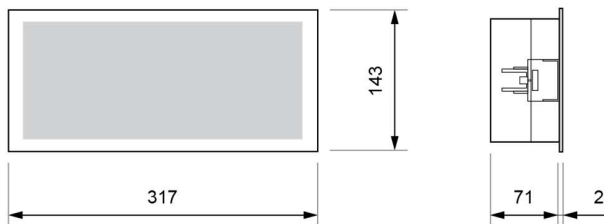
Surface mounting



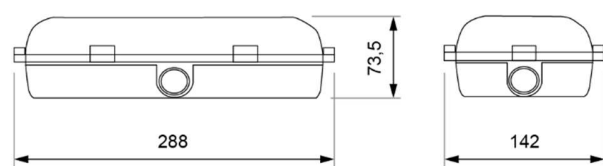
Recessed mounting (cut: 265 x 120 mm)



Flush mounting (cut: 300 x 127 mm)



Watertight mounting









Autotest function


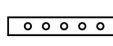




Each emergency luminaire checks constantly the status of the battery status and the electronics in the presence of mains power and perform automatically two types of different tests:

| Test | Test | Test | Test | Test |
|------------|------------|------------|------------|------------|
| Functional | Functional | Functional | Functional | Functional |
| Autonomy | Autonomy | Autonomy | Autonomy | Autonomy |

In case of failure, this is indicated on the emergency luminaire by a red LED, whether the luminaire is connected to mains or in emergency mode.

After solving the fault, the *reset* button must be pressed during 3 seconds to inform the luminaire that it has been restored.

-  — — 1 flash..... Lamp failure
-   — 2 flashes..... Battery failure
-    3 flashes..... Electronics failure

-   Flashing and lamp off..... Charging battery (24 h)
-   Flashing and lamp on..... Performing any of the tests
-   On permanently and lamp off..... Charging and on alert